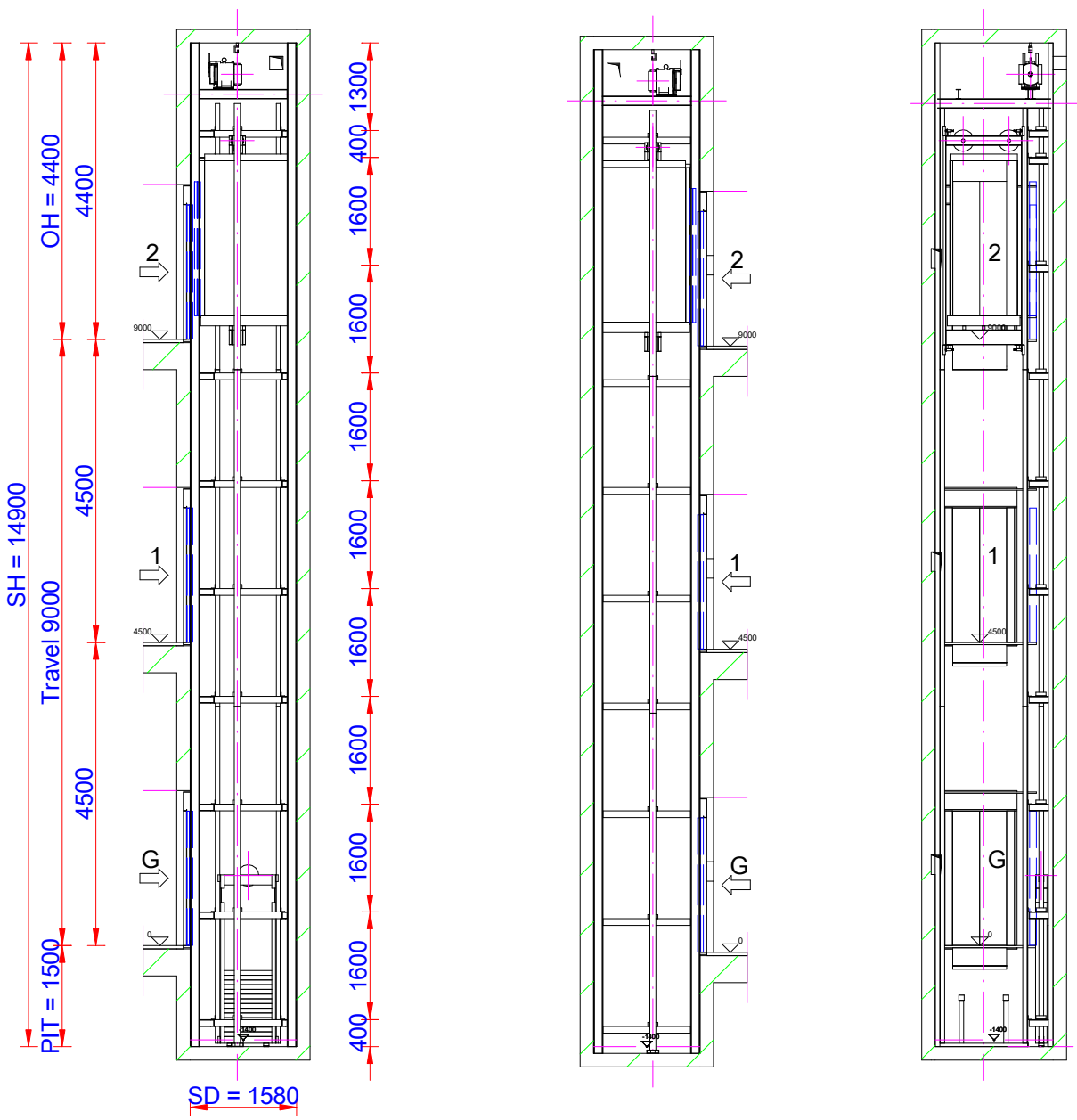


Area = 1.3m²
Elevator number

Plan

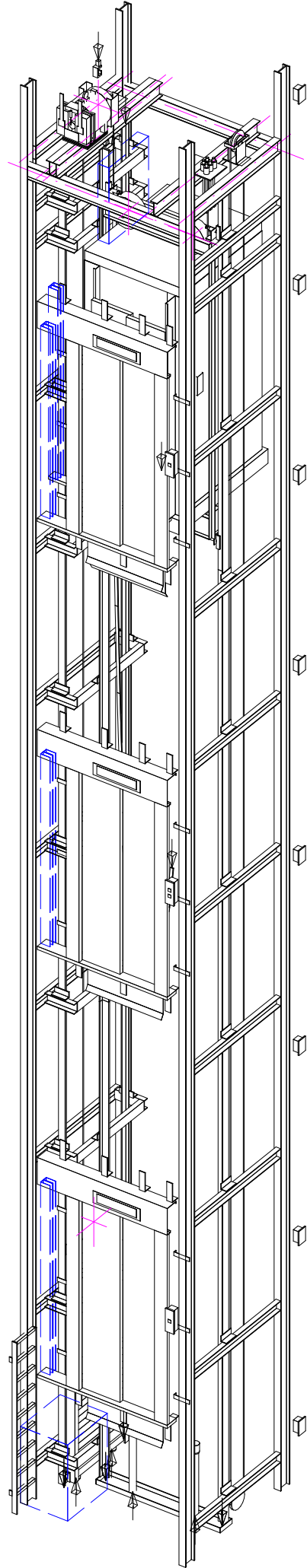
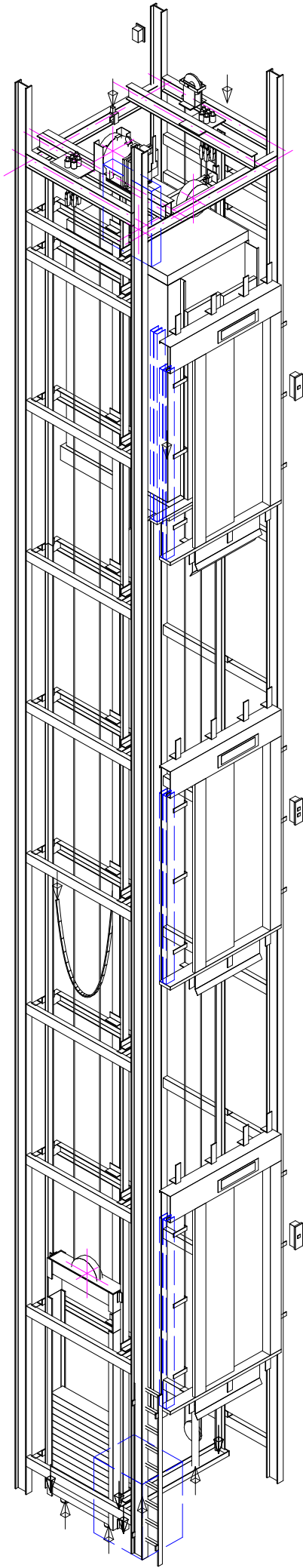
Scale: 1:20

Nominal load (kg): 450 Travel (mm): 9000		Speed (m/s): 1 Car: 1000 x 1250	Stops (n°): 3 Doors: 800 x 2000
drawn: KARAMI	Project No.:	ASATEC ELEVATOR SALCO COMPLEX Phone: 031 36673537 / 40 Fax:	
verified:	1003		
approved:	DWG-No.: 01		
Date 06/12/1403		PLAN/1	Units of dims.: [mm]



Vertical
Scale: 1:100

Nominal load (kg): 450 Travel (mm): 9000		Speed (m/s): 1 Car: 1000 x 1250	Stops (n°): 3 Doors: 800 x 2000
drawn: KARAMI	Project No.:	<div>ASATEC ELEVATOR</div> <div>SALCO COMPLEX</div> <div>,</div> <div>Phone: 031 36673537 / 40 Fax:</div>	
verified:	1003		
approved:	DWG-No.: 01		
Date 06/12/1403		VERTICAL/1	Units of dims.: [mm]



Nominal load (kg): 450
Travel (mm): 9000

Speed (m/s): 1
Car: 1000 x 1250

Stops (n°): 3
Doors: 800 x 2000

drawn: KARAMI

Project No.:

verified:

1003

approved:

DWG-No.: 01

ASATEC ELEVATOR

SALCO COMPLEX

Phone: 031 36673537 / 40 Fax:

Date 06/12/1403

3D/1

Units of dims.: [mm]